

Make the word using playdough to fill the letter shapes:

door

Make the word using letters:

Trace the word:

door



Underline the word:

Write the word:

Two sets of handwriting lines, each consisting of a solid top line, a dashed middle line, and a solid bottom line. A yellow pencil is positioned at the end of the second set of lines.



Shut the door!

Make the word using playdough to fill the letter shapes:

floor

Make the word using letters:

Trace the word:

floor

Underline the word:

**I must mop
the floor.**

Write the word:



Make the word using playdough to fill the letter shapes:

poor

Make the word using letters:

Trace the word:


poor

Underline the word:

Poor old
Jack had to
sell his cow.

Write the word:

Handwriting practice lines consisting of two solid orange lines and a dashed grey line in the middle.



Make the word using playdough to fill the letter shapes:

because

Make the word using letters:

Trace the word:

because



Underline the word:

Write the word:

Handwriting practice lines consisting of two solid orange lines with a dashed grey line in the middle, repeated twice.



I need to go the supermarket because I have run out of baked beans.

Make the word using playdough to fill the letter shapes:

find

Make the word using letters:

Trace the word:

find


Underline the word:



Write the word:

Handwriting practice lines consisting of two sets of three horizontal lines: a solid top line, a dashed middle line, and a solid bottom line. A yellow pencil is positioned at the end of the second set of lines.

Can you find the missing button?



Make the word using playdough to fill the letter shapes:

kind

Make the word using letters:

Trace the word:

kind



Underline the word:

**Dad tells me
to be kind to
others.**

Write the word:

Handwriting practice lines consisting of two sets of three horizontal lines: a solid top line, a dashed middle line, and a solid bottom line. A yellow pencil is positioned to the right of the second set of lines.



Make the word using playdough to fill the letter shapes:

mind

Make the word using letters:

Trace the word:

mind

Underline the word:

Write the word:

Handwriting practice lines consisting of two sets of three horizontal lines: a solid top line, a dashed middle line, and a solid bottom line. A yellow pencil is positioned to the right of the second set of lines.



Mind the step!

Make the word using playdough to fill the letter shapes:

behind

Make the word using letters:

Trace the word:

behind




Underline the word:

**Joe is behind
Freddie in
the line.**

Write the word:

Handwriting practice lines consisting of two solid orange lines with a dashed grey line in the middle, repeated twice.



Make the word using playdough to fill the letter shapes:

child

Make the word using letters:

Trace the word:

child

Underline the word:

**The child
was crying.**

Write the word:



Make the word using playdough to fill the letter shapes:

children

Make the word using letters:

Trace the word:

children



Underline the word:

Look at the children in the playground.

Write the word:

Handwriting practice lines consisting of a solid top line, a dashed middle line, and a solid bottom line.



Make the word using playdough to fill the letter shapes:

wild

Make the word using letters:

Trace the word:

wild

Underline the word:

**The weather
is wild
today.**

Write the word:

Handwriting practice lines consisting of two sets of three horizontal lines: a solid top line, a dashed middle line, and a solid bottom line.



Make the word using playdough to fill the letter shapes:

climb

Make the word using letters:

Trace the word:

climb



Underline the word:

Write the word:



**Watch Jack
climb the
beanstalk.**



Make the word using playdough to fill the letter shapes:

most

Make the word using letters:

Trace the word:

most

Underline the word:

Who has the most pocket money?

Write the word:



Make the word using playdough to fill the letter shapes:

only

Make the word using letters:

Trace the word:

only


Underline the word:

Write the word:

Handwriting practice lines consisting of two sets of three horizontal lines: a solid top line, a dashed middle line, and a solid bottom line. A yellow pencil is positioned at the end of the second set of lines.



**I only have
one sweet
left.**



Make the word using playdough to fill the letter shapes:

both

Make the word using letters:

Trace the word:

both

Underline the word:

Write the word:



Both of my wellies are wet.

Make the word using playdough to fill the letter shapes:

old

Make the word using letters:

Trace the word:

old

Underline the word:

The little old man planted some turnip seeds.

Write the word:

Handwriting practice lines consisting of two sets of three horizontal lines: a solid top line, a dashed middle line, and a solid bottom line. A yellow pencil is positioned at the end of the second set of lines.



Make the word using playdough to fill the letter shapes:

cold

Make the word using letters:

Trace the word:

cold

Underline the word:

My cup of
tea has gone
cold.

Write the word:

Handwriting practice lines consisting of two sets of three horizontal lines: a solid top line, a dashed middle line, and a solid bottom line.



Make the word using playdough to fill the letter shapes:

gold

Make the word using letters:

Trace the word:

gold



Underline the word:

**Look for the
pot of gold at
the end of the
rainbow.**

Write the word:

Handwriting practice lines consisting of a solid top line, a dashed middle line, and a solid bottom line. A yellow pencil is positioned at the end of the lines on the right side.



Make the word using playdough to fill the letter shapes:

hold

Make the word using letters:

Trace the word:

hold



Underline the word:

Mum tells me to hold on tight on the swings.

Write the word:

Handwriting practice lines consisting of two solid orange lines with a dashed grey line in the middle, repeated twice.



Make the word using playdough to fill the letter shapes:

told

Make the word using letters:

Trace the word:

told

Underline the word:

**Dad told the
boy a funny
story.**

Write the word:

Handwriting practice lines consisting of two sets of three horizontal lines: a solid top line, a dashed middle line, and a solid bottom line.



Make the word using playdough to fill the letter shapes:

every

Make the word using letters:

Trace the word:

every

Underline the word:

Write the word:

Handwriting practice lines consisting of two sets of three horizontal lines: a solid top line, a dashed middle line, and a solid bottom line. A yellow pencil is positioned to the right of the second set of lines.

I get the
hiccups every
time I laugh a
lot.



Make the word using playdough to fill the letter shapes:

great

Make the word using letters:

Trace the word:

great



Underline the word:

We are having
a great time
at the beach.

Write the word:

Blank handwriting lines for writing the word 'great'. The lines consist of a solid top line, a dashed middle line, and a solid bottom line.



Make the word using playdough to fill the letter shapes:

break

Make the word using letters:

Trace the word:

break

Underline the word:

If you drop
a glass it
might break.

Write the word:

Handwriting practice lines consisting of two sets of three horizontal lines: a solid top line, a dashed middle line, and a solid bottom line. A yellow pencil is positioned to the right of each set of lines.



Make the word using playdough to fill the letter shapes:

steak

Make the word using letters:

Trace the word:

steak




Underline the word:

I am having
steak for my
dinner.

Write the word:

Handwriting practice lines consisting of two sets of three horizontal lines: a solid top line, a dashed middle line, and a solid bottom line. A yellow pencil is positioned at the end of the second set of lines.



Make the word using playdough to fill the letter shapes:

pretty

Make the word using letters:

Trace the word:

pretty



Underline the word:

**What pretty
flowers.**

Write the word:

Handwriting practice lines consisting of two sets of three horizontal lines: a solid top line, a dashed middle line, and a solid bottom line.



Make the word using playdough to fill the letter shapes:

beautiful

Make the word using letters:

Trace the word:

beautiful



Underline the word:

The bride
is wearing
a beautiful
dress.

Write the word:

Handwriting practice lines consisting of a solid top line, a dashed middle line, and a solid bottom line. A yellow pencil is positioned to the right of the lines.



Make the word using playdough to fill the letter shapes:

after

Make the word using letters:

Trace the word:

after



Underline the word:

**Pip went to
the library
after lunch.**

Write the word:

Handwriting practice lines consisting of two solid orange lines, a dashed grey middle line, and another solid orange bottom line.



Make the word using playdough to fill the letter shapes:

fast

Make the word using letters:

Trace the word:


fast

Underline the word:

The sports
car is very
fast.

Write the word:

Handwriting practice lines consisting of two sets of three horizontal lines: a solid top line, a dashed middle line, and a solid bottom line.



Make the word using playdough to fill the letter shapes:

last

Make the word using letters:

Trace the word:

last

Underline the word:

Harry came last in the race but he tried his best.

Write the word:

Handwriting practice lines consisting of a solid top line, a dashed middle line, and a solid bottom line.



Make the word using playdough to fill the letter shapes:

past

Make the word using letters:

Trace the word:

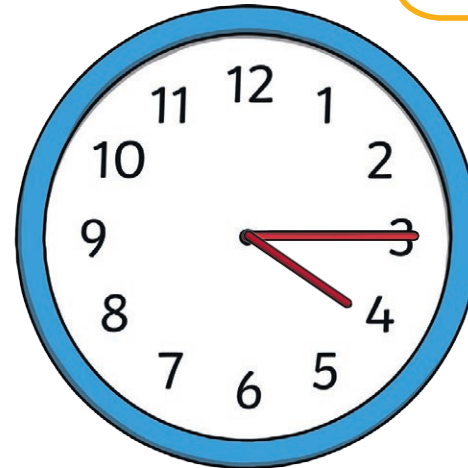
past

Underline the word:



Write the word:

Handwriting practice lines consisting of two solid orange lines with a dashed grey line in the middle, repeated twice.



**It is quarter
past 4.**

Make the word using playdough to fill the letter shapes:

father

Make the word using letters:

Trace the word:

father




Underline the word:

**My father
works in a
factory.**

Write the word:

Handwriting practice lines consisting of two sets of three horizontal lines: a solid top line, a dashed middle line, and a solid bottom line.



Make the word using playdough to fill the letter shapes:

class

Make the word using letters:

Trace the word:

class

Underline the word:

Our class are going to the museum on Tuesday.

Write the word:

Handwriting practice lines consisting of two solid orange lines and a dashed grey line in the middle.



Make the word using playdough to fill the letter shapes:

grass

Make the word using letters:

Trace the word:

grass

Write the word:

Underline the word:

**There are lots of
daisies growing
in the grass.**



Make the word using playdough to fill the letter shapes:

pass

Make the word using letters:

Trace the word:

pass

Underline the word:

Pass me
the honey,
please.

Write the word:



Make the word using playdough to fill the letter shapes:

plant

Make the word using letters:

Trace the word:

plant

Underline the word:

**We are going
to plant some
sunflowers
tomorrow.**

Write the word:



Make the word using playdough to fill the letter shapes:

path

Make the word using letters:

Trace the word:

path



Underline the word:

**Mum told me
to stay on
the path.**

Write the word:

Handwriting practice lines consisting of a solid top line, a dashed middle line, and a solid bottom line.



Make the word using playdough to fill the letter shapes:

bath

Make the word using letters:

Trace the word:

bath

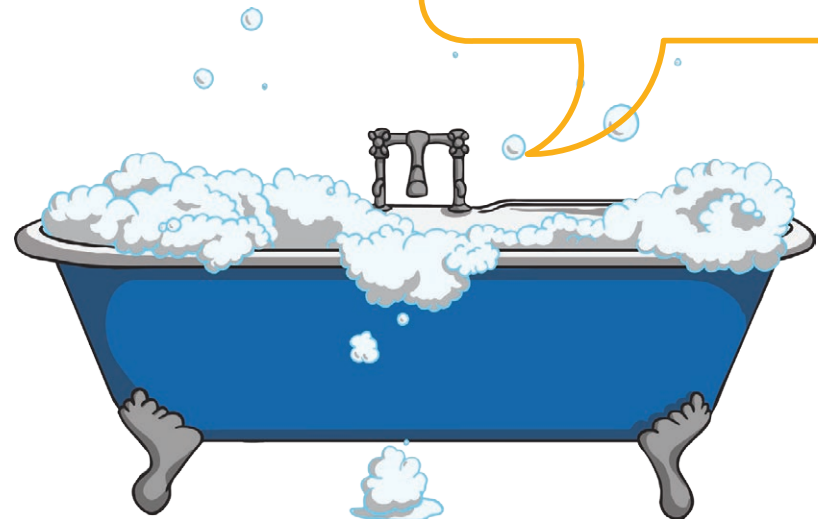


Underline the word:

What a lovely bubbly bath this is!

Write the word:

Handwriting practice lines consisting of two sets of three horizontal lines: a solid top line, a dashed middle line, and a solid bottom line. A yellow pencil is positioned to the right of the second set of lines.



Make the word using playdough to fill the letter shapes:

hour

Make the word using letters:

Trace the word:


hour

Underline the word:

**The train
will be here
in one hour.**

Write the word:

Handwriting practice lines consisting of a solid top line, a dashed middle line, and a solid bottom line.



Make the word using playdough to fill the letter shapes:

move

Make the word using letters:

Trace the word:

move

Underline the word:

**We are going
to move to a
new house.**

Write the word:

Handwriting practice lines consisting of two sets of three horizontal lines: a solid top line, a dashed middle line, and a solid bottom line. A yellow pencil is positioned to the right of the second set of lines.



Make the word using playdough to fill the letter shapes:

prove

Make the word using letters:

Trace the word:

prove




Underline the word:

I can prove that Dennis took the last cookie.

Write the word:

Two sets of handwriting lines, each consisting of a solid top line, a dashed middle line, and a solid bottom line. A yellow pencil is positioned at the end of the second set of lines.



Make the word using playdough to fill the letter shapes:

improve

Make the word using letters:

Trace the word:

improve



Underline the word:

We try to improve our work.

Write the word:

Handwriting practice lines consisting of two sets of three horizontal lines: a solid top line, a dashed middle line, and a solid bottom line.



Make the word using playdough to fill the letter shapes:

sure

Make the word using letters:

Trace the word:

sure

Underline the word:

I am sure
I put my
homework in
my rucksack.

Write the word:



Make the word using playdough to fill the letter shapes:

sugar

Make the word using letters:

Trace the word:

sugar



Underline the word:

Write the word:

Two sets of handwriting lines, each consisting of a solid top line, a dashed middle line, and a solid bottom line.



**Add 3
teaspoons of
sugar to the
mixture.**



Make the word using playdough to fill the letter shapes:

eye

Make the word using letters:

Trace the word:

eye

Underline the word:

I spy with
my little eye!

Write the word:

Handwriting practice lines consisting of two solid orange lines, a dashed gray middle line, and a solid orange bottom line.



Make the word using playdough to fill the letter shapes:

could

Make the word using letters:

Trace the word:

could




Underline the word:

The puppy
could sit but
not for very
long.

Write the word:

Handwriting practice lines consisting of two sets of three horizontal lines: a solid top line, a dashed middle line, and a solid bottom line. A yellow pencil is positioned to the right of the second set of lines.



Make the word using playdough to fill the letter shapes:

should

Make the word using letters:

Trace the word:

should




Underline the word:

**We should
recycle
our plastic
bottles.**

Write the word:

Handwriting practice lines consisting of two sets of three horizontal lines: a solid top line, a dashed middle line, and a solid bottom line.



Make the word using playdough to fill the letter shapes:

would

Make the word using letters:

Trace the word:

would

Underline the word:

Write the word:



Would you like a drink?

Make the word using playdough to fill the letter shapes:

who

Make the word using letters:

Trace the word:

who

Underline the word:

Who has
seen my
keys?

Write the word:



Make the word using playdough to fill the letter shapes:

whole

Make the word using letters:


Trace the word:

whole

Underline the word:

I am so hungry
I could eat a
whole bunch of
bananas.

Write the word:



Make the word using playdough to fill the letter shapes:

any

Make the word using letters:

Trace the word:


any

Underline the word:

Have you got
any crayons?

Write the word:

Handwriting practice lines consisting of two sets of three horizontal lines: a solid top line, a dashed middle line, and a solid bottom line.



Make the word using playdough to fill the letter shapes:

many

Make the word using letters:

Trace the word:

many

Underline the word:



Write the word:

Handwriting practice lines consisting of two sets of three horizontal lines: a solid top line, a dashed middle line, and a solid bottom line. A yellow pencil is positioned at the end of the second set of lines.

How many
teddies have
you got?



Make the word using playdough to fill the letter shapes:

clothes

Make the word using letters:

Trace the word:

clothes

Underline the word:

Lucy got some new clothes for her birthday.

Write the word:



Make the word using playdough to fill the letter shapes:

busy

Make the word using letters:

Trace the word:

busy

Underline the word:

**Duncan was
very busy in
the garden.**

Write the word:



Make the word using playdough to fill the letter shapes:

people

Make the word using letters:

Trace the word:

people



Underline the word:

**The people
waited in the
queue.**

Write the word:

Handwriting practice lines consisting of two sets of three horizontal lines: a solid top line, a dashed middle line, and a solid bottom line.



Make the word using playdough to fill the letter shapes:

water

Make the word using letters:

Trace the word:

water

Underline the word:

Water your plants every day.

Write the word:



Make the word using playdough to fill the letter shapes:

again

Make the word using letters:

Trace the word:

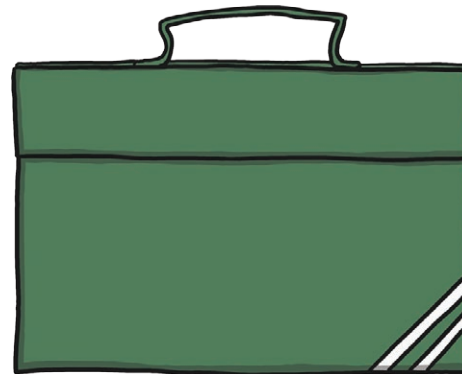
again

Underline the word:

I have
forgotten my
book bag again.

Write the word:

Handwriting practice lines consisting of two sets of three horizontal lines: a solid top line, a dashed middle line, and a solid bottom line.



Make the word using playdough to fill the letter shapes:

half

Make the word using letters:


Trace the word:

half

Underline the word:

**My brother and
I have half a
pizza each.**

Write the word:



Make the word using playdough to fill the letter shapes:

money

Make the word using letters:

Trace the word:

money



Underline the word:

**We keep our
money safe
in a bank.**

Write the word:

Handwriting practice lines consisting of a solid top line, a dashed middle line, and a solid bottom line. A yellow pencil is positioned to the right of the lines.



Make the word using playdough to fill the letter shapes:

Mr

Make the word using letters:

Trace the word:

Mr

Underline the word:

**Mr Kemp
was the new
teacher.**

Write the word:

Handwriting practice lines consisting of two sets of three horizontal lines: a solid top line, a dashed middle line, and a solid bottom line. A yellow pencil is positioned at the end of the second set of lines.



Make the word using playdough to fill the letter shapes:

Mrs

Make the word using letters:

Trace the word:

Mrs

Underline the word:

**Mrs Flint
posted her
letters.**

Write the word:



Make the word using playdough to fill the letter shapes:

parents

Make the word using letters:

Trace the word:


parents

Write the word:

Handwriting practice lines consisting of two solid orange lines with a dashed grey line in the middle.

Underline the word:

**The parents
watched the
school parade.**



Make the word using playdough to fill the letter shapes:

Christmas

Make the word using letters:

Trace the word:

Christmas 

Write the word:

_____ 

Underline the word:




**How enormous
is that
Christmas tree!**

Make the word using playdough to fill the letter shapes:

everybody

Make the word using letters:

Trace the word:

everybody 

Underline the word:

**Everybody
smile for the
camera.**

Write the word:

_____ 



Make the word using playdough to fill the letter shapes:

even

Make the word using letters:

Trace the word:

even

Underline the word:

**Two is an
even number.**

Write the word:

Handwriting practice lines consisting of two sets of three horizontal lines: a solid top line, a dashed middle line, and a solid bottom line. A yellow pencil is positioned at the end of the bottom line of the second set.

2